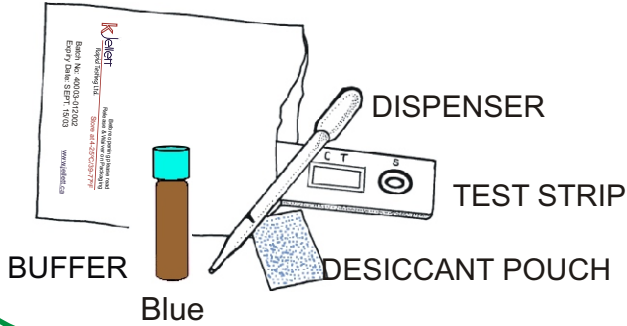


Field Instructions METHANOL EXTRACTION METHOD

- 1** •Check Expiry Date
•Check Desiccant Pouch:
Blue = OK
Pink = Do not use test



- 2** Before using, hold buffer vial as shown, 1 inch above table.



Tap 3 times on a table to get the liquid from the lid to the vial.

1"

Table

- 3** Add 100 μ L of shellfish extract (to black line of dispenser) to 1.5 mL of water and mix.



To mix, cap vial and shake thoroughly.

Shellfish Extract

1.5 mL of water

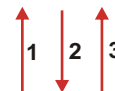
Discard dispenser.

4



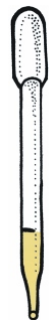
Use a new dispenser and take 100 μ L of the shellfish extract/water mixture. Add to the vial in step 2 and mix.

Mix by inserting tip into liquid and pipetting at least 3 times.




Blue cap

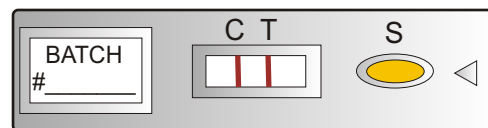
- 5** Place 100 μ L of the mixture from the vial in step 4 into the sample well "S".



DO NOT REUSE DISPENSERS



6



Read your results after 45-75 minutes.

Turn page for C & T Line Interpretation.