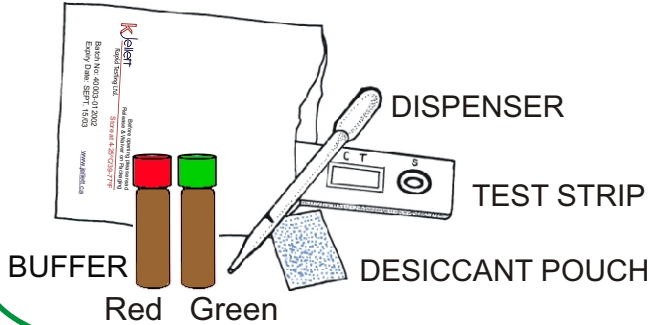


Field Instructions

RAPID EXTRACTION METHOD

- 1** •Check Expiry Date
•Check Desiccant Pouch:
Blue = OK
Pink = Do not use test



- 2** Before using, hold buffer vial as shown, 1 inch above table.




Tap 3 times on a table to get the liquid from the lid to the vial.

1"

Table

3


Add 100 μ L of shellfish extract (to black line of dispenser) to 1.5 mL of water and mix.



To mix, cap vial and shake thoroughly.

4

Use a new dispenser and take 100 μ L of the shellfish extract/water mixture. Add to vial A and mix.



5

Take 100 μ L from vial A. Add to vial B and mix.

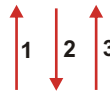


Shellfish Extract

1.5 mL of water

Discard dispenser.

Mix by inserting tip into liquid and pipetting at least 3 times.




Red cap

Green cap

6

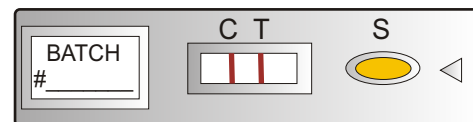
Place 100 μ L of mixture from vial B into the sample well "S".



DO NOT REUSE DISPENSERS



7



Read your results after 45-75 minutes.

Turn page for C & T Line Interpretation.