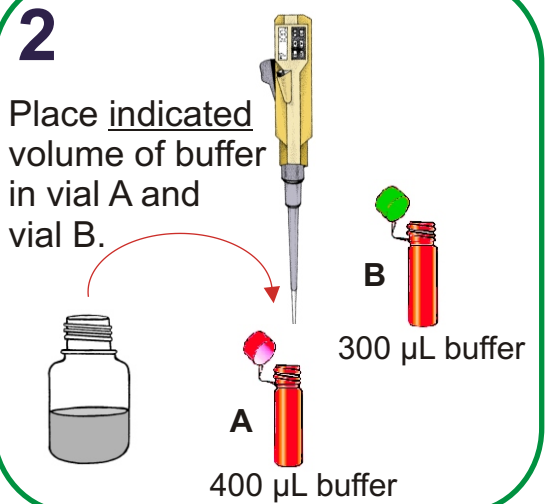


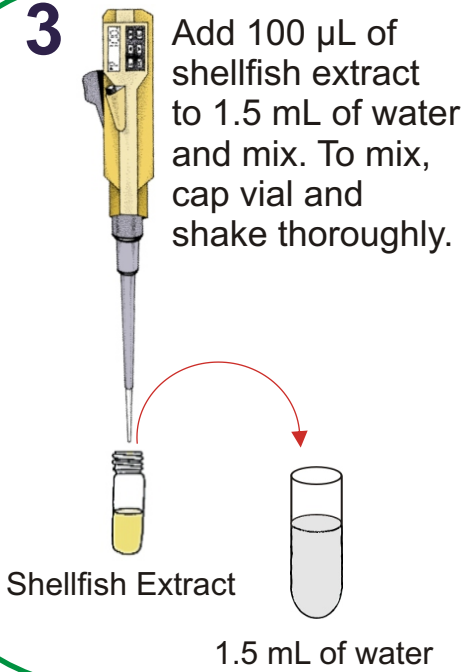
Lab Instructions

RAPID EXTRACTION METHOD

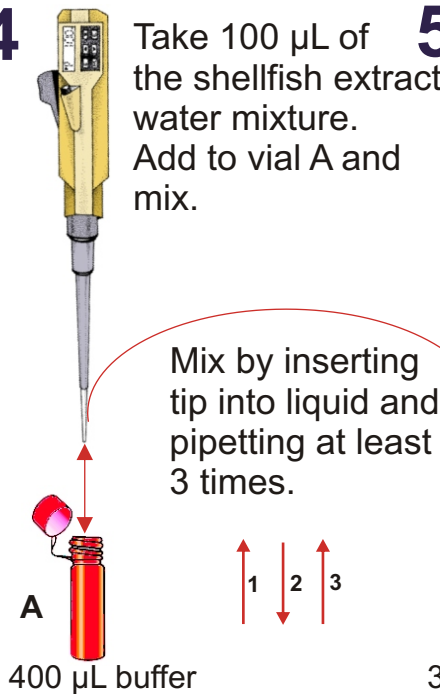
- 1**
- Check Expiry Date
 - Check Desiccant Pouch:
Blue = OK
Pink = Do not use test



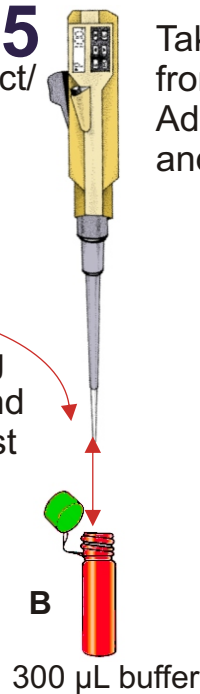
- 3**
- Add 100 µL of shellfish extract to 1.5 mL of water and mix. To mix, cap vial and shake thoroughly.



- 4**
- Take 100 µL of the shellfish extract/water mixture. Add to vial A and mix.




- 5**
- Take 100 µL from vial A. Add to vial B and mix.



- 6**
- Place 100 µL of mixture from vial B into the sample well "S".

DO NOT REUSE PIPETTE TIPS



- 7**
-
- Read your results after 45-75 minutes.
- Turn page for C & T Line Interpretation.