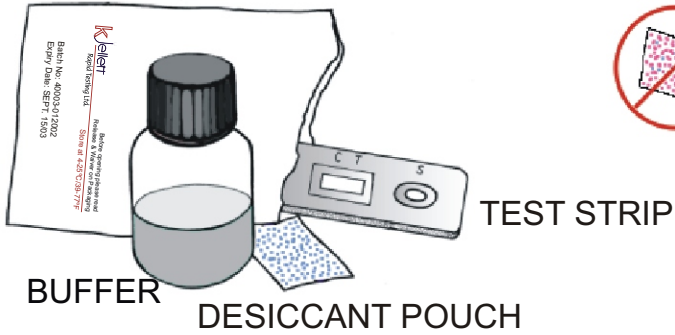
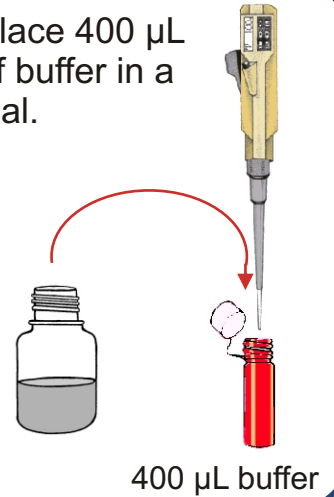


# Lab Instructions

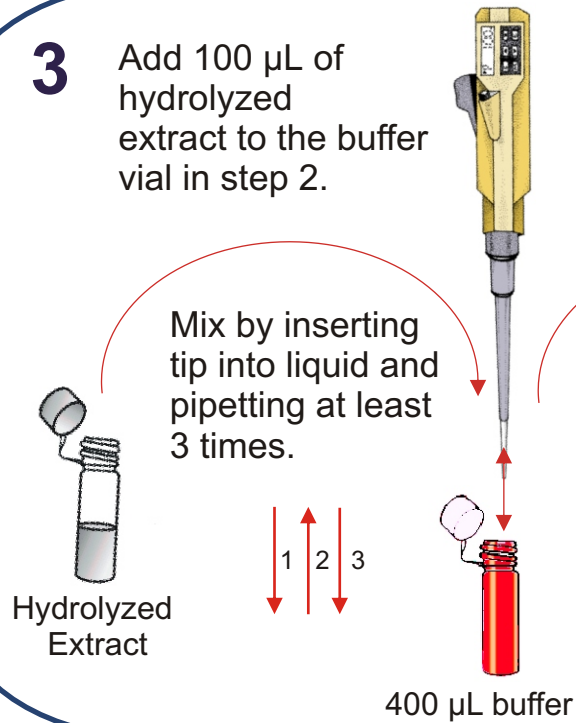
- 1**
- Check Expiry Date
  - Check Desiccant Pouch:  
**Blue = OK**  
**Pink = Do not use test**



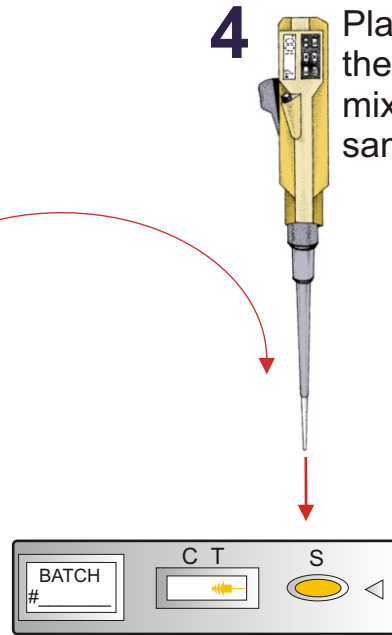
- 2** Place 400  $\mu\text{L}$  of buffer in a vial.



- 3** Add 100  $\mu\text{L}$  of hydrolyzed extract to the buffer vial in step 2.



- 4** Place 100  $\mu\text{L}$  of the extract buffer mixture into sample well "S".



- 5** Read your results 35 minutes after test has begun. Turn this page for C & T line interpretation.

