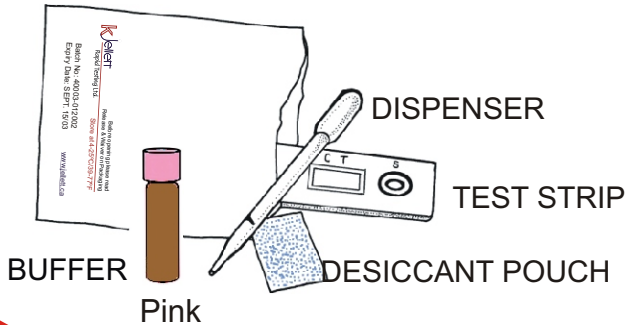


Field Instructions

AOAC EXTRACTION METHOD

- 1** •Check Expiry Date
•Check Desiccant Pouch:
Blue = OK
Pink = Do not use test

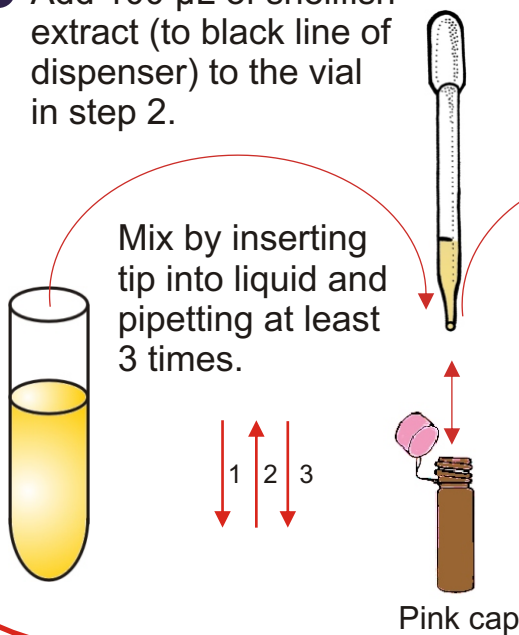


- 2** Before using, hold buffer vial as shown, 1 inch above table.

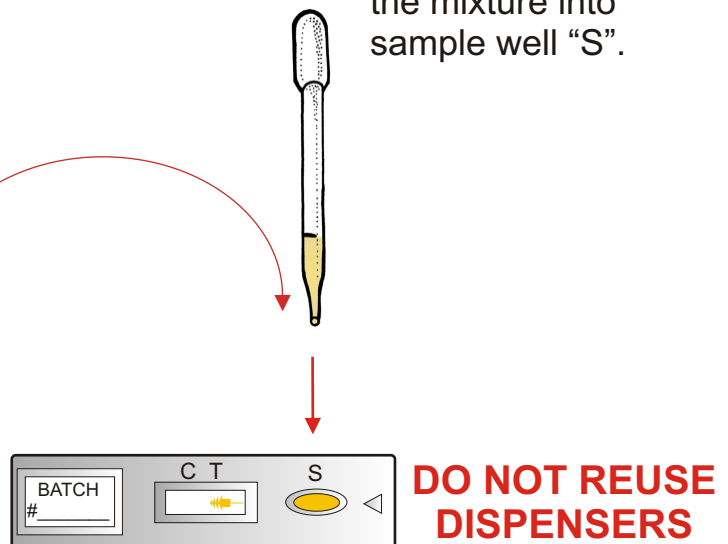


Tap 3 times on a table to get the liquid from the lid to the vial.

- 3** Add 100 μ L of shellfish extract (to black line of dispenser) to the vial in step 2.



- 4** Place 100 μ L of the mixture into sample well "S".



- 5** Read your results between 35 minutes and one hour.
Turn this page for C & T Line Interpretation.

